

**K21049/01**

Valid

2021-06-02

# Integrated Security Alarm Solution

assessment scheme for the testing, inspection and  
certification of integrated security alarm systems



**kiwa** 

**Trust  
Quality  
Progress**

# Preface

This international scheme for Testing, Inspection & Certification (TIC) has been accepted by the Board of Experts Fire Safety (BoE FS) and Security (S), in which all relevant parties in the field of Fire Safety and Security are represented. The Board of Experts also supervises the activities and where necessary requires this TIC-scheme to be revised. All references to Board of Experts in this evaluation scheme pertain to the above mentioned Board of Experts. This scheme shall be used in conjunction with the Kiwa Regulations for Certification.

The objectives of this scheme, namely to enhance safety and security through the uniform application of the relevant international standards relating to integrated security alarm systems to be placed on risk locations or riskfull logistics, and to ensure the proper application of such systems within the EU.

In the first instance, the affixing of the certification mark to the systems by the certified manufacturer or, where relevant, the certified supplier should be the guarantee pursuant to their obligations under this scheme that the systems are compliant and may be placed on the market. Thereafter, certain provisions are necessary for the safe continuation and applicability of the certification mark after it has been affixed and for the effective discharge of the task of national market surveillance authorities. The certified manufacturer or, where relevant, the certified supplier or the system integrator, should be obliged to provide the competent authorities with full and truthful information in relation to the system it has certification marked to ensure that integrated security alarm systems remains safe. The certified manufacturer should be obliged to cooperate with market surveillance authorities, including as regard standards against which it has manufactured and certified systems, and should also exercise due diligence in relation to the integrated security alarm systems it places on the market. In this regard, a manufacturer located outside the EU should appoint an authorized representative in order to ensure cooperation with competent national authorities.

Compliance with international testing standards could best be demonstrated by means of conformity assessment procedures such as those laid down in this scheme.

## **Kiwa Nederland B.V.**

### **Kiwa FSS**

Dwarsweg 10  
5301 KT Zaltbommel  
The Netherlands

Tel. +31 88 998 51 00  
[NL.info.ncp.fss@kiwa.com](mailto:NL.info.ncp.fss@kiwa.com)  
[www.kiwafss.nl](http://www.kiwafss.nl)

© 2021 Kiwa N.V.

All rights reserved. No part of this report may be reproduced, stored in a database or retrieval system, or published, in any form or in any way, electronically, mechanically, by print, photoprint, microfilm or any other means without prior written permission from the publisher.

The use of this evaluation guideline by third parties, for any purpose whatsoever, is only allowed after a written agreement is made with Kiwa to this end.

### **Validation**

This evaluation guideline has been validated by the Director FSS Certification and Inspection of Kiwa on 30-03-2021

# Contents

	<b>Preface</b>	<b>1</b>
	<b>Contents</b>	<b>2</b>
<b>1</b>	<b>Introduction</b>	<b>5</b>
1.1	General	5
1.2	Field of application / scope	6
1.3	Field of application in relation to the security solution / concepts	8
1.3.1	Concept of Building Security	8
1.3.2	Concept of Site Security	8
1.3.3	Concept of Mobile Security	8
1.3.4	Application area in relation to a specific sector	9
1.4	Acceptance of test reports provided by the supplier	9
1.5	Quality declaration by Kiwa	9
1.6	Assessment method type 6	10
1.6.1	Assessment method type 1a	10
<b>2</b>	<b>Terms and definitions</b>	<b>11</b>
2.1	Definitions	11
<b>3</b>	<b>Procedure for granting a product / process / service certificate to the supplier</b>	<b>13</b>
3.1	Initial investigation	13
3.2	Granting the product / process / service certificate	13
3.3	Investigation into the process and/or performance requirements	13
3.4	Production process assessment	13
3.5	Contract assessment	13
<b>4</b>	<b>Supplier's process requirements</b>	<b>14</b>
4.1	General	14
4.2	Regulatory requirements	14
4.3	Process requirements Services for security systems	14
<b>5</b>	<b>Testing the performance of the systems by Kiwa</b>	<b>19</b>
5.1	General	19
<b>6</b>	<b>Factory Production Control Integrated security alarm Components by Kiwa</b>	<b>20</b>
6.1	General	20
6.2	Assessment (audit / inspection) FPC	20

<b>7</b>	<b>Inspection of integrated security alarm systems by Kiwa</b>	<b>21</b>
7.1	General	21
7.2	Steps in the process of the initial inspection for the qualification of the systems	21
7.3	Steps in the process of the surveillance inspection for the re-qualification of the systems	22
<b>8</b>	<b>Marking</b>	<b>23</b>
8.1	General	23
8.2	Certification mark #	23
8.2.1	Product / component marking by the manufacturer	23
8.2.2	Installation marking by the supplier	23
8.2.3	Maintenance marking by the supplier	23
8.3	System Application Inspection Certificate by Kiwa	23
<b>9</b>	<b>Requirements in respect of the quality system of the supplier / manufacturer</b>	<b>24</b>
9.1	Manager of the quality system of the integrated security alarm solution system / product	24
9.2	Internal quality control / quality plan	24
9.3	Control of test and measuring equipment	24
9.4	Procedures and working instructions	24
9.5	Requirements of staff for integrated security alarm systems	25
9.5.1	Requirements exams / diplomas integrated security alarm systems	25
9.5.3	Requirements on vetting / screening	25
9.6	Planning audit and sample inspections integrated security alarm systems	26
<b>10</b>	<b>Summary of tests and inspections by Kiwa</b>	<b>27</b>
10.1	Test, inspection and audit matrix	27
10.2	Inspection of the quality system of the supplier	28
10.2.1	Auditing the quality system of the supplier	28
10.2.2	Inspecting the output of the process of the supplier	28
<b>11</b>	<b>Agreements on the implementation of certification by Kiwa</b>	<b>30</b>
11.1	General	30
11.2	Certification staff	30
11.2.1	Qualification requirements	30
11.2.2	Qualification	31
11.3	Report initial investigation	32
11.4	Decision for granting the certificate	32
11.5	Layout of quality declaration	32
11.6	Nature of third party audits	32
11.7	Non conformities	32
11.8	Report to the Board of Experts	32
11.9	Interpretation of requirements	33
11.10	Specific rules set by the Board of Experts	33

<b>12</b>	<b>Titles of standards</b>	<b>34</b>
12.1	Public law rules	34
12.2	Standards / normative documents	34
<b>I</b>	<b>Annex - Model certificates (examples) #</b>	<b>36</b>
<b>II</b>	<b>Annex - Model IQC-scheme (example)</b>	<b>41</b>
<b>III</b>	<b>Annex - Interpretation of requirements</b>	<b>42</b>
<b>IV</b>	<b>Annex - structure scheme #</b>	<b>43</b>
<b>V</b>	<b>Annex - structure documents scheme</b>	<b>44</b>

# 1 Introduction

## 1.1 General

This international Testing, Inspection and Certification scheme includes all relevant requirements which are employed by Kiwa when dealing with applications for the issue and maintenance of a certificate for products, processes and services used for integrated security alarm systems.

The main setup of this scheme is based on the development of design standard within European Standardization Organizations CEN and the National Integrated security alarm Association in the USA.

Within these standards, other standards are mentioned. The first level of standards is a minimal requirement. If at a second level a standard(s) is applicable shall this be detailed in the audit / inspection matrix per design standard.

If the basic design directs to other design standards or specific certification programs, can these also be used if they fit the framework of the main setup.

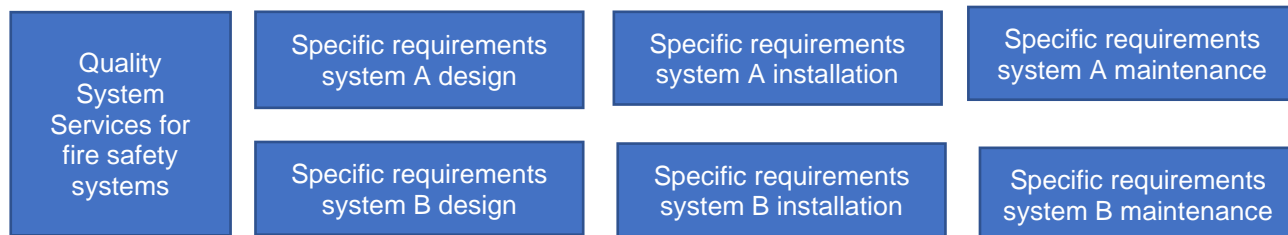
For the performance of its certification work, Kiwa is bound to the requirements as included in EN-ISO/IEC 17065 “Conformity assessment - Requirements for bodies certifying products, processes and services”.

This scheme is drafted according EN-ISO/IEC 17067 “Conformity assessment - Fundamentals of product certification and guidelines for product certification schemes”. This scheme is a type 6 according to this standard.

This scheme shall be used in conjunction with the Kiwa Regulations for Certification and has a module structure for integrated security alarm systems based on international standards. The module structure makes it possible for manufacturers and suppliers to be certified (scope of certification) for one or more activities (manufacturing, design, installation and/or maintenance) per one or more types of system.

Audit and inspection activities of all modules, are visualized in Annex IV ‘scheme structure’. This scheme structure ensures an seamless connection of assessments between sub-areas.

*Note; System(s) are for example “A” Intrusion and Holdup Alarm System and system “B” Fire Detection System..*



This TIC- scheme replaces the scheme K21035/01, dated 2017/01/09.

The quality declarations issued and based on that TIC scheme will lose their validity at least 3 years after validation of this scheme.

The changes in this version of the scheme are mostly textual improvements or clarifications.

## 1.2 Field of application / scope

The security alarm systems are intended to be used in buildings / storage locations and sites with the intend of security control with a risk level grade 3 and 4.

The following specific scopes are possible:

A – Intrusion & Holdup Alarm systems	(I&HAS);
B – Video Surveillance Systems	(VSS);
C – Alarm Transmission Systems	(ATS);
D – Electronic Access Control Systems	(EACS);
E – Intrusion Detection Systems for ICT	(IDPS);
F – Social Alarm Systems	(SAS);
G – Fire Detection & Evacuation Systems	(FD&ES);
H -- Gas detector systems	(GDS).

The activities for which a manufacturer and/or system integrator can obtain a quality declaration per system are:

- Manufacturing (at component level);
- Design & - Installation;
- Maintenance.

The supplier or service provider of the security alarm systems (security alarm installation) can be certified for 1 scope. The policy within this scheme is to provide the market with integrated security alarm solutions based on security alarm systems providing several security functions.

For new systems shall the security solution provide a risk as low as is achievable based on the existing system standards and the knowledge how to use this within the context of the building / site and executing organisation.

The security solution shall also provide safety at least at the level that is set by the standards or based on the integration of systems or at a better level.

The supervision of these premises and / or sites is a primary resposability by the internal organisation and is secondary and additional a service that is provided by the monitoring & alarm receiving centre.

This process reflects the elements and scope of the Alarm Chain as detailed in the scope of EN50518 as is detailed in the figure below.

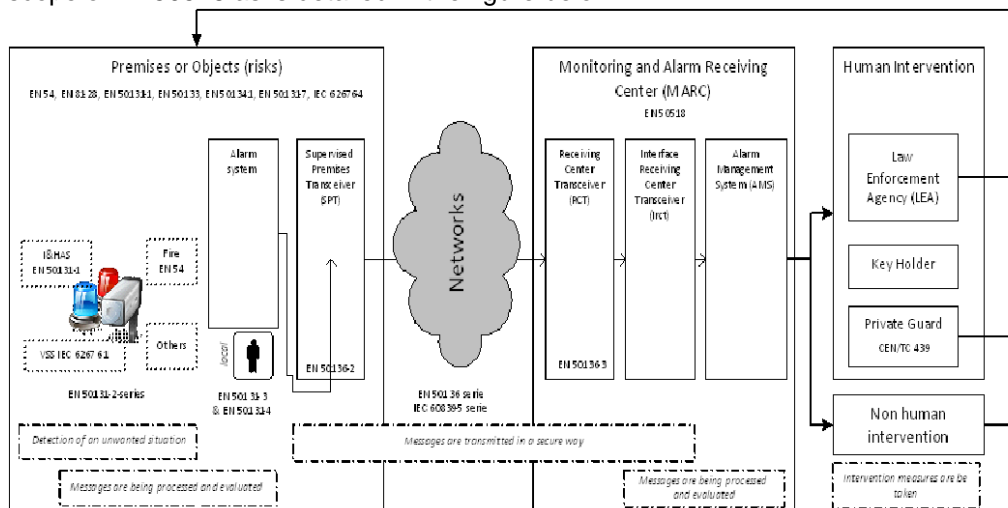


Figure 2a - non hosted alarm chain.

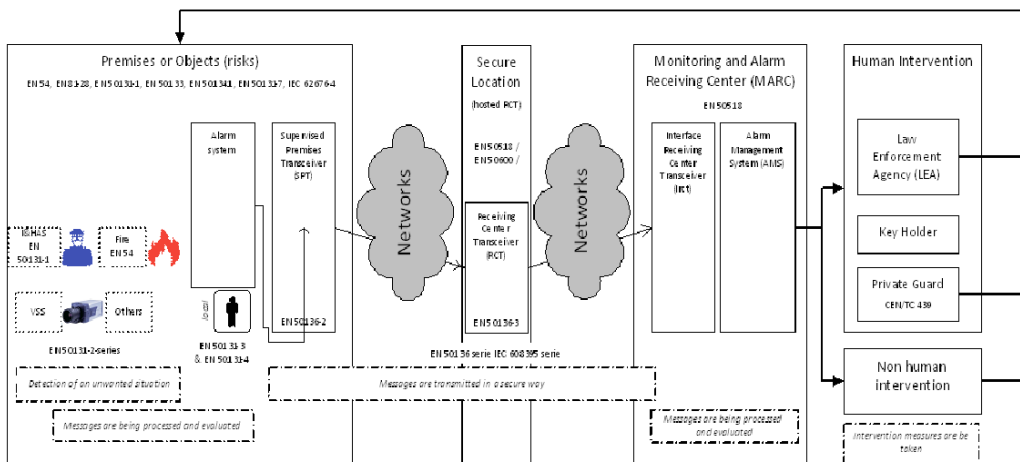


Figure 2b - hosted alarm chain.

Monitoring and Alarm Receiving Centres (MC & ARC) provide a service that consist out of monitoring and/or receiving and/or processing of signals that require an emergency response.

In the figure below is the alarm chain detailed with also the possibility of mobile devices used in integrated security systems with the function positioning of the device and the possibility of remote access and -service.

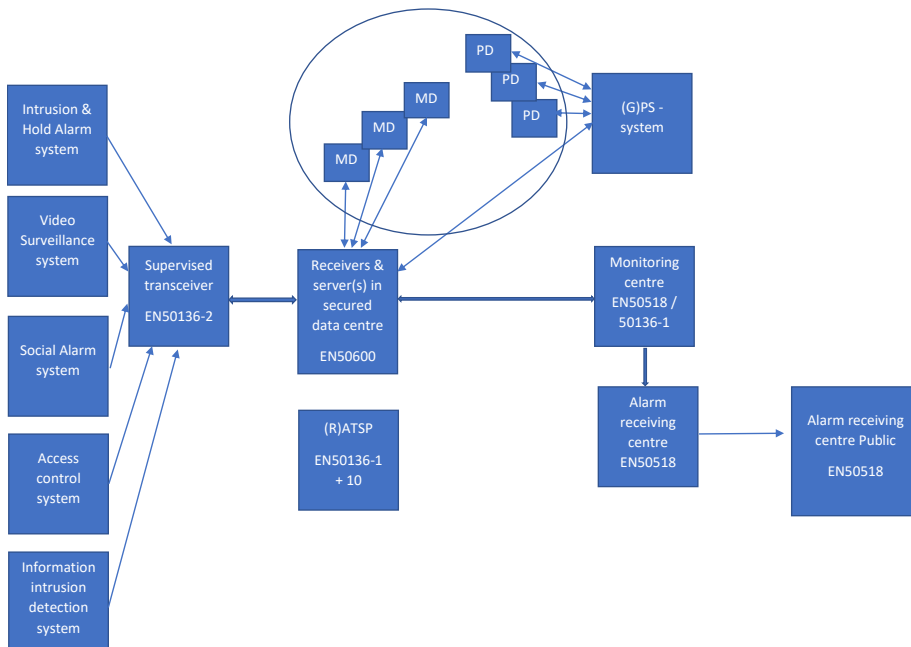


Figure 3.



### 1.3 Field of application in relation to the security solution / concepts

The above security systems can be applied in the following security concepts.

#### 1.3.1 Concept of Building Security

The security of a building is approached integrally and the systems shall function together according to the basic design to achieve the security objectives set for the building. Depending on the situation and the requirements in the basic design shall two or more systems function together integrally.

If the building requires security / safety measures in the context of integral security, certification scheme K21033 shall be applied.

#### 1.3.2 Concept of Site Security

The security of a site is approached integrally and the systems shall function together according to the basic design to achieve the set security objectives for the site.

Depending on the situation and the requirements in the basic design shall two or more systems function together integrally.

If the site requires physical measures in the context of integral security, certification scheme K21033 shall be applied.

The concepts of building and site security can be realized into a joint concept based on a basic design for the building and the site.

The integrated security concept should be based on several layers of mechanical barriers in combination with detection- and verification systems.

Below is a schematic representation of the joint concepts.

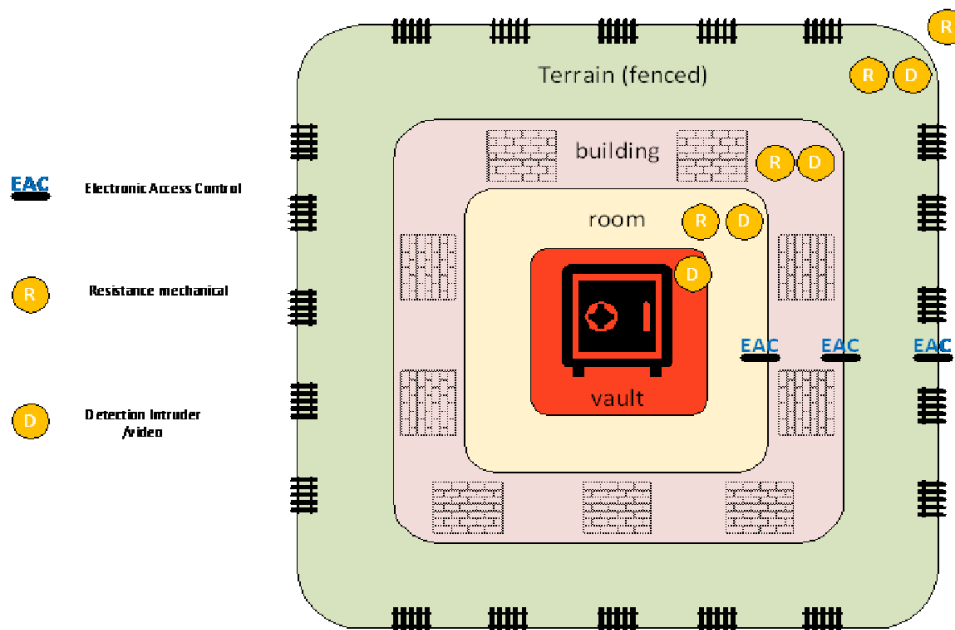


Figure 4.

#### 1.3.3 Concept of Mobile Security

The protection of mobile objects / persons can be part of the concept of building or / and site security.

It can also be applicable in separate safety and / or security policy for persons.

Within the context of transport security is the application of mobile security also possible.

The certification schema K21024 shall be applied here.

### 1.3.4 Application area in relation to a specific sector

The aforementioned systems and concepts also have a specific application for a sector approach. Below a listing of specific sector approaches.

Sector	Standard(s)
Supply chain general	Specification for security management systems for the supply chain (ISO 28000)
Security building and sites	TAPA - Facility Security Requirements (FSR)
Security of ports	Ships and marine technology - Maritime port facility security assessments and security plan development (ISO 20858) (ISPS)
Security of airports	TAPA - Air Cargo Security Standards (TACSS)
Security of road transport	TAPA - Trucking Security Requirements (TSR)
Care of people in emergency situations	Security and resilience — Emergency management — Guidelines for incident management (ISO 22320)  Internal emergency response = Bedrijfsnoodorganisatie en bedrijfshulpverlening (NEN 8112)

*Explanation: The use of the security systems and concepts makes the route easy to achieve the sector objectives based on certification by Kiwa on the aforementioned systems and concepts.*

### 1.4 Acceptance of test reports provided by the supplier

If the supplier provides reports from test institutions or laboratories to prove that the products meet the requirements of this evaluation guideline, the supplier shall prove that these reports have been drawn up by an institution that complies with the applicable accreditation standards, namely:

- EN-ISO/IEC 17020 for inspection bodies;
- EN-ISO/IEC 17021-1 for certification bodies certifying systems;
- EN-ISO/IEC 17024 for certification bodies certifying persons;
- EN-ISO/IEC 17025 for laboratories;
- EN-ISO/IEC 17065 for certification bodies certifying products.

**Remark:**

This requirement is considered to be fulfilled when a certificate of accreditation can be shown, issued either by the Dutch Accreditation Council (Raad voor Accreditatie, or RvA in short) or by one of the institutions with which an agreement of mutual acceptance has been concluded by the RvA (e.g. one of its European counterparts). The accreditation shall refer to the examinations as required in this certification scheme. When no certificate of accreditation can be shown, Kiwa shall verify whether the accreditation standard is fulfilled.

### 1.5 Quality declaration by Kiwa

The quality declaration to be issued by Kiwa is described as a:

- **Product Certificate** for the manufacturing of the components in this integrated security alarm solution systems provided by Kiwa;

- **Process Certificate** for the delivery of installations of these integrated security alarm solution systems provided by the supplier;
- **Services Certificate** for the delivery of maintenance of the integrated security alarm solution systems provided by the supplier;
- **System Application Inspection Certificate** for the system onsite fulfilling of the requirements in conjunction with required conditions provided by Kiwa.

A model of these certificates to be issued on the basis of this scheme has been included for information as an annex.

The right to use the Kiwa marking by the certified supplier organisations based on these certification activities is detailed in chapter 8 of this scheme.

## 1.6 Assessment method type 6

The normal assessment method per installation of this certification scheme is according EN-ISO/IEC 17067 “Conformity assessment - Fundamentals of product certification and guidelines for product certification schemes” type 6.

### 1.6.1 Assessment method type 1a

If required a type 1a assessment according EN-ISO/IEC 17067 shall be performed. These inspections shall be performed according EN-ISO/IEC 17020 “Conformity assessment - General criteria for the operation of various types of bodies performing inspection”.

In this assessment method the integrated security alarm system shall meet the requirements and conditions of the design standard(s) of the integrated security alarm system and the conditions required in the basic design of the system in conjunction with the required conditions for the construction of the building compartment(s) and the organisation applying the integrated security alarm system. In most occasions shall this be the end-user of the system and building.

This method shall create a complete overview of the usage of the integrated security alarm system applied, and if all certification criteria are met this shall result in a **System Application Inspection Certificate (SAIC)**.

In this method, the information is used generated by the supplier of the systems and co-suppliers of the conditions.

This process is detailed in chapter 7 of this scheme.

## 2 Terms and definitions

### 2.1 Definitions

In this scheme, the following terms and definitions apply:

- **Board of Experts:** the Board of Experts Fire Safety (BoE FS).
- **Certification mark:** a protected trademark of which the authorization of the use is granted by Kiwa, to the supplier whose products / process / services can be considered to comply on delivery with the applicable requirements.
- **Certification Scheme:** the agreements made within the Board of Experts on the subject of certification within this international TIC -scheme.
- **CIO:** Construction, Installation and Organisation.
- **Conditions:** for the function of a integrated security alarm system, certain conditions are needed. These conditions can be for example a fire detection system of a closed compartment with or without a certain fire resistance. The conditions about the construction, installation and organisation (CIO) related to the integrated security alarm system and specified in the design standard are applicable in chapter 7 of this scheme.
- **Inspection tests:** tests carried out after the certificate has been granted in order to ascertain whether the certified products / processes and services continue to meet the requirements recorded in this scheme in conjunction with the factory production controls.
- **IQC scheme (IQCS):** a description of the quality controls carried out by the supplier as part of his quality system also named internal quality plan per scope of integrated security alarm solution system.
- **Initial investigation:** tests in order to ascertain that all the requirements recorded in this scheme guideline are met.
- **Marking:** a marking affixed by the supplier on its products, processes or services based on the requirements in this scheme.
- **Specific Certification Program (SCP):** a specific program detailing the requirements of a specific product and / or system within the scope of the TIC – scheme. The need for this specific certification program (SCP) shall be determined by the market if the standards are not covering a specific application. The SCP shall use as much of the existing requirements of the standards in this scheme.
- **System Application Inspection Certificate (SAIC):** A document in which Kiwa declares that a integrated security alarm system may, when applicable, be deemed to comply with the system specification recorded in the product and process / or service certificate in conjunction with the conditions needed to fulfil the functions of the integrated security alarm system. The conditions about the construction, installation and organisation (CIO) related to the integrated security alarm system and specified in the design standard are applicable in chapter 7 of this scheme.

- **Private Label Certificate:** A certificate that only pertains to products that are also included in the certificate of a supplier that has been certified by Kiwa, the only difference being that the products and product information of the private label holder bear a brand name that belongs to the private label holder.
- **Product certificate:** a document in which Kiwa declares that a product may, upon delivery, be deemed to comply with the product specification recorded in the product certificate.
- **Product requirements:** requirements made specific by means of measures or figures, focussing on (identifiable) characteristics of products and containing a limiting value to be achieved, which can be calculated or measured in an unequivocal manner.
- **Risk level:** based on the grades set in EN50131.
- **Supplier / provider:** the party responsible for ensuring that the products meet and continue to meet the requirements on which the certification is based.

# 3 Procedure for granting a product / process / service certificate to the supplier

## 3.1 Initial investigation

After the application review, the initial investigation shall be started.

The initial investigation to be performed is based on the (product, process and system) requirements as contained in this certification scheme, including the test methods, and comprises the following:

- type testing to determine whether the products comply with the product and/or functional requirements;
- production process assessment (if applicable);
- design process assessment;
- installation process assessment;
- maintenance process assessment;
- assessment of the quality system and the IQC-scheme;
- assessment of the presence and functioning of the remaining procedures.

## 3.2 Granting the product / process / service certificate

After finishing the initial investigation, the results are presented to the Decision maker deciding on granting the certificate. This person evaluates the results and decides whether the certificate can be granted or if additional data and/or tests are necessary.

## 3.3 Investigation into the process and/or performance requirements

Kiwa will investigate the products / systems to be certified against the certification requirements as stated in the certification requirements.

The necessary samples will be drawn by or on behalf of Kiwa.

## 3.4 Production process assessment

When assessing the production process, it is investigated whether the manufacturer is capable of continuously producing products that meet the certification requirements.

The evaluation (Factory Production Control) of the production process takes place during the ongoing work of the manufacturer.

The assessment also includes at least:

- The quality of raw materials, half-finished products and final completed products;
- Internal transport and storage.

## 3.5 Contract assessment

If the supplier is not the manufacturer of the products to be certified, Kiwa will assess the agreement between the supplier and the producer.

This written agreement, which is available for Kiwa, includes at least:

Accreditation bodies, scheme managers and Kiwa will be given the opportunity to observe the certification activities carried out by Kiwa or on behalf of Kiwa at the manufacturer premises.

# 4 Supplier's process requirements

## 4.1 General

This chapter contains the requirements that the delivery process shall comply.

## 4.2 Regulatory requirements

Not applicable.

## 4.3 Process requirements Services for security systems

The requirements of the delivery process are specified in EN16763 "Services for fire safety systems and security systems".

## 4.4 Scope A – Intrusion & Holdup Alarm System (I&HAS)

The design requirements of these systems are specified in the standard: CLC/TS 50131-7; Alarm systems - Intrusion and hold-up systems -Part 7: Application guidelines.

If required can local risk assessment tools additional be used. The result is of the risk assessment may not be lower than the result based the risk assessment based on CLC/TS 50131-7.

*Note: These systems can also be used in the domain of social security.*

The installation requirements of these systems are specified in the standard: CLC/TS 50131-7; Alarm systems - Intrusion and hold-up systems -Part 7: Application guidelines and instructions of the manufacturer of the components of the system.

If integration is needed with other systems is the following standard applicable; DIN VDE V 0826-1; Surveillance systems – Part 1: Hazard warning system as well as security technology in smart home applications for use in residential buildings, apartments and rooms with similar purposes – Planning, installation, operation maintenance, devices and system requirements.

The maintenance requirements of these systems are specified in the standard: CLC/TS 50131-7; Alarm systems - Intrusion and hold-up systems - Part 7: Application guidelines and instructions of the manufacturer of the components of the system.

### 4.4.1 Application of Security fog device / systems

EN50131-8; Alarm systems - Intrusion and hold-up systems - Part 8: Security fog device/systems – contains requirements for the application of these systems.

The operational requirements in chapter 9, annex B and C shall be fulfilled in the basic design of the systems.

Consideration should be given for the triggering of the security fog system by a confirmed intrusion. Verification of the situation by a video surveillance system and an operator of a Monitoring Centre & Alarm Receiving Centre is a good process to trigger the fog device / system.

#### 4.5 Scope B – Video Surveillance Systems (VSS)

The design requirements of these systems are specified in the standard: EN-IEC 62676-4; Video surveillance systems for use in security applications - Part 4: Application guidelines.  
If required can local risk assessment tools additional be used. The result is of the risk assessment may not be lower than the result based the risk assessment based on EN-IEC 62676-4.

*Note: These systems can also be used in the domain of social security.*

The installation requirements of these systems are specified in the standard: EN-IEC 62676-4; Video surveillance systems for use in security applications - Part 4: Application guidelines and instructions of the manufacturer of the components of the system.

The maintenance requirements of these systems are specified in the standard: EN-IEC 62676-4; Video surveillance systems for use in security applications - Part 4: Application guidelines and instructions of the manufacturer of the components of the system.

#### 4.6 Scope C – Alarm Transmission Systems (ATS)

The design requirements of these systems are specified in the standard: CLC/TS 50136-7; Alarm systems - Alarm transmission systems and equipment - Part 7: Application guidelines

*Note: These systems are to be used in all the domains of security. The certification of Alarm Transmission Service Providers is to be performed based on certification schema K21030 (EN50136-1 / A1) and is needed to have service with the right quality of service and business continuity. The alarm communication provided by the ATS shall be handled by a Monitoring & Alarm Receiving Centre according to EN50518.*

The installation requirements of these systems are specified in the standard: EN 50136-1 / A1; Alarm systems - Alarm transmission systems and equipment - Part 1: General requirements and instructions of the manufacturer of the components of the system.

The maintenance requirements of these systems are specified in the standard: EN 50136-1 / A1; Alarm systems - Alarm transmission systems and equipment - Part 1: General requirements and instructions of the manufacturer of the components of the system.

For specific applications are additional standards applicable. These are:

- CLC/TS 50131-7; Alarm systems - Intrusion and hold-up systems -Part 7: Application guidelines;
- EN-IEC 62676-4; Video surveillance systems for use in security applications - Part 4: Application guidelines;
- EN-IEC 60839-11-2; Alarm and electronic security systems - Part 11-2: Electronic access control systems – Application guidelines
- ISO/IEC 27039; Information technology - Security techniques - Selection, deployment and operations of intrusion detection systems (IDPS);
- EN 50134-7; Alarm systems - Social alarm systems - Part 7: Application guidelines;
- EN54-21; Fire detection and fire alarm systems - Part 21: Alarm transmission and fault warning routing equipment.



#### **4.7 Scope D – Access Control Systems**

The design requirements of these systems are specified in the standard:  
EN-IEC 60839-11-2; Alarm and electronic security systems - Part 11-2: Electronic access control systems – Application guidelines;

*Note: These systems can also be used in the domain of social security. Remote access control shall be provided by a Monitoring & Alarm Receiving Centre according to EN50518.*

The installation requirements of these systems are specified in the standard:  
EN-IEC 60839-11-2; Alarm and electronic security systems - Part 11-2: Electronic access control systems – Application guidelines and instructions of the manufacturer of the components of the system;

The maintenance requirements of these systems are specified in the standard:  
EN-IEC 60839-11-2; Alarm and electronic security systems - Part 11-2: Electronic access control systems – Application guidelines and instructions of the manufacturer of the components of the system.

#### **4.8 Scope E – Intrusion Detection Systems for ICT (IDPS)**

The design requirements of these systems are specified in the standard:  
ISO/IEC 27039; Information technology - Security techniques - Selection, deployment and operations of intrusion detection systems (IDPS);

The installation requirements of these systems are specified in the standard:  
ISO/IEC 27039; Information technology - Security techniques - Selection, deployment and operations of intrusion detection systems (IDPS) and instructions of the manufacturer of the components of the system;

The maintenance requirements of these systems are specified in the standard:  
ISO/IEC 27039; Information technology - Security techniques - Selection, deployment and operations of intrusion detection systems (IDPS) and instructions of the manufacturer of the components of the system.

#### **4.9 Scope E – Social Alarm Systems (SAS)**

The design requirements of these systems are specified in the standard:  
EN 50134-7; Alarm systems - Social alarm systems - Part 7: Application guidelines;

Note; within this scope can all type of elements be used based on the systems in scope A, B and D. The goal of these elements is to protected people in supervises premises. Possible objectives within Social Alarm System are;

- Detection of (non)movement of persons;
- Tracking and tracing of persons;
- Verification of situation of persons;
- Monitoring of situation of persons;
- Remote access control of compartments / premises.

The installation requirements of these systems are specified in the standard:  
EN 50134-7; Alarm systems - Social alarm systems - Part 7: Application guidelines and instructions of the manufacturer of the components of the system;

If integration is needed with other systems is the following standard applicable; DIN VDE V 0826-1; Surveillance systems – Part 1: Hazard warning system as well as security technology in smart home applications for use in residential buildings, apartments and rooms with similar purposes – Planning, installation, operation maintenance, devices and system requirements;

The maintenance requirements of these systems are specified in the standard: EN 50134-7; Alarm systems - Social alarm systems - Part 7: Application guidelines and instructions of the manufacturer of the components of the system.

#### **4.10 Scope F – Fire Detection & Evacuation Systems (FD&ES)**

The design requirements of these systems are specified in the standards;

- CEN/TS 54-14; Fire detection and fire alarm systems - Part 14: Guidelines for planning, design, installation, commissioning, use and maintenance;
- NFPA 72; Fire Alarm and Signalling Code.

Within this scope are evacuation systems arranged based on a sounder principle.

The requirements for these systems is that evacuation sounders is that they produce an alarm sound at every applicable room of more than 6 dBA above the ambient noise.

*Note; For Wireless Silent Alarm Systems is certification schema K21047 applicable.*

The installation requirements of the systems are specified in the standards;

- CEN/TS 54-14; Fire detection and fire alarm systems - Part 14: Guidelines for planning, design, installation, commissioning, use and maintenance and instructions of the manufacturer of the components of the system;
- NFPA 72; Fire Alarm and Signalling Code.

The maintenance requirements of t these systems are specified in the standards:

- CEN/TS 54-14; Fire detection and fire alarm systems - Part 14: Guidelines for planning, design, installation, commissioning, use and maintenance and instructions of the manufacturer of the components of the system;
- NFPA 72; Fire Alarm and Signalling Code.

##### **4.10.1 Fire Detection & Evacuation Systems (FD&ES) residential**

The requirements of these systems are specified in the standard;

CEN/TS 54-14; Fire detection and fire alarm systems - Part 14: Guidelines for planning, design, installation, commissioning, use and maintenance;

In the residential application is use of detectors according to EN 14604:2005/C1:2008; Smoke alarm devices also applicable.

Within this scope are evacuation systems arranged based on a sounder principle.

The requirements for these systems is that evacuation sounders is that they produce an alarm sound at every applicable room of more than 6 dBA above the ambient noise.

Within this application shall all the detectors be connected to central panel according to EN50131-3; Alarm systems - Intrusion and hold-up systems - Part 3: Control and indicating equipment.

The connection of these detectors shall be according to;

- EN 50131-1; Alarm systems - Intrusion and hold-up systems - Part 1: System requirements;
- EN/TS50131-5-3 Requirements for interconnections equipment using radio frequency techniques.

For this scope in the sector “social alarm / care for persons” is the performance of the transmission to al the detectors be monitored according to; EN50136-1 / A1; Alarm systems - Alarm transmission systems and equipment - Part 1: General requirements and monitored by a Monitoring & Alarm Receiving Centre according to EN50518.

#### **4.11 Scope G – Gas detectors - Selection, installation, use and maintenance of detectors for flammable gases and oxygen**

The design requirements of these systems are specified in the standard:

EN-IEC 60079-29-2; Gas detectors - Selection, installation, use and maintenance of detectors for flammable gases and oxygen;

The installation requirements of these systems are specified in the standard:  
EN-IEC 60079-29-2; Gas detectors - Selection, installation, use and maintenance of detectors for flammable gases and oxygen;

The maintenance requirements of these systems are specified in the standard:  
EN-IEC 60079-29-2; Gas detectors - Selection, installation, use and maintenance of detectors for flammable gases and oxygen.

# 5 Testing the performance of the systems by Kiwa

## 5.1 General

This chapter contains the standards with the requirements for testing by Kiwa to determine the performances that the systems have to fulfil.

These tests are necessary if there is no integer information available according to these standards by acceptable approval bodies such as test laboratories fulfilling the requirements of ISO17025 "General requirements for the competence of testing and calibration laboratories".

The accreditation of the testing laboratories shall comply with the agreement of mutual acceptance to be acceptable. The accreditation of the testing laboratories and the reports of these laboratories are verified by Kiwa.

Kiwa shall then execute third party witnessing of these tests according to ISO17065 "Conformity assessment - Requirements for bodies certifying products, processes and services" when no accredited testing labs are available.

Certain testing laboratories are acceptable based on criteria determined by the board of experts Fire Safety and / or Security. These reports shall be controlled and verified by Kiwa.

# 6 Factory Production Control Integrated security alarm Components by Kiwa

## 6.1 General

This chapter contains the requirements for factory production control (FPC) by Kiwa of the manufacturers of essential components (products) of integrated security alarm systems to determine the quality of these components that the systems shall comply. This factory production control of the manufacturer of components (products) is necessary if there is no integer information available according to these standards by acceptable approval bodies according ISO17065 "Conformity assessment - Requirements for bodies certifying products, processes and services".

## 6.2 Assessment (audit / inspection) FPC

The quality system of the supplying manufacturer shall be subjected of an assessment by Kiwa on the basis of the IQC scheme / Quality plan.

The inspection contains at least those aspects mentioned in the Kiwa Regulations for Certification and the requirements of the applicable standards.

The quality system of the supplying manufacturer shall be audited internal by the suppliers at least once a year.

The quality system of the supplying manufacturer shall be audited external by Kiwa at least once a year.

The manufactured components shall be inspected internally by the supplier according to the IQC scheme / Quality plan.

Kiwa shall witness a relevant sample of these inspections at least once per year per scope as is defined in the Kiwa Quality plan of the scheme.

## 6.3 Additional Quality system requirements

The supplier (manufacturer) shall have an operative quality system according EN16763 "Services for fire safety systems and security systems".

## 6.4 Storage and handling

The storage and handling of the components agent shall be dry and protected against the weather and the storage temperature and maximum relative humidity shall be as specified by the supplier.

# 7 Inspection of integrated security alarm systems by Kiwa

## 7.1 General

The users of buildings and/or sites have the obligation to fulfil the responsibilities about;

- life safety for staff and visitors (occupancies) (fulfilling requirements within ISO19600),
- loss prevention of investments / goods (fulfilling requirements within ISO19600),
- business continuity processes (fulfilling requirements within ISO22301).

*Note:*

*Societal security - Business continuity management systems - Requirements (ISO22301:2012).*

*Compliance management systems – Guidelines (ISO 19600:2014).*

In these situations, an independent expert judgement based on an inspection is required.

This chapter contains the requirements for inspection by Kiwa to determine the status and the conditions that the systems have to fulfil.

The conditions shall minimal cover the requirements about:

- The construction of the building(s) such as strength by fire and fire resistance of building components;
- Asset and facility management of the building(s) and installation(s);
- The emergency organisation setup and readiness.

*NFPA 4 can be used for assessments for integrated assessments.*

*NFPA 4: Standard for integrated security alarm and life safety system testing.*

These inspections of the integrated security alarm systems shall be performed according EN-ISO/IEC 17020 “Conformity assessment - General criteria for the operation of various types of bodies performing inspection”.

In this assessment method, the integrated security alarm system shall meet the requirements and conditions of the design standard(s) of the integrated security alarm system and the conditions required in the basic design of the system in conjunction with the required conditions for the construction of the building compartment(s) and the organisation applying the integrated security alarm system.

This method shall create a complete overview of the usage of the integrated security alarm system in its application and if successful shall result in a System Application Inspection Certificate (SAIC).

In this method, the information generated by the supplier of the systems and co-suppliers of the conditions is used.

## 7.2 Steps in the process of the initial inspection for the qualification of the systems

The first step in the inspection process is the assessment of the basic design of the integrated security alarm system.

The basic design shall at least contain the following information:

- The applicable design standard as is specified in chapter 4 of this scheme;
- The goal of the integrated security alarm system such as loss prevention and / or life safety and / or business continuity;
- The functional requirements like the level of the system;

- The specific conditions and limitations of the system in its application:
- The action plan for the internal / external rescue organisations after activation of the systems.

The second step in the inspection process is the assessment of the detailed design of the integrated security alarm system.

The detailed design shall at least contain the following information:

- The supplier of the system and the approvals / certificates for the integrated security alarm system in conjunction with its goal and functions;
- The calculations and design drawings specifying the layout of the system and its functions based on the basic design.

The third step in the inspection process is the pre-assessment of the basics of the system onsite of the integrated security alarm system related to the basic- and detailed design.

These inspections can contain several stages of the realisation process by the supplier.

The fourth step in the inspection process is the final-assessment of the delivered integrated security alarm system onsite related to the basic- and detailed design. These inspections can contain several stages of the realisation process by the supplier.

This process is a basic outline of the inspection process and can be different per integrated security alarm system and site.

### **7.3 Steps in the process of the surveillance inspection for the re-qualification of the systems**

The systems shall be inspected to verify if it still meets the requirements of the basic- and detail design.

The first step in the inspection process is the assessment if the scope and demarcation have been changed of the integrated security alarm system based on the present use.

The second step in the inspection process is the verification if the servicing / maintenance as described in chapter 4 of this scheme if this enables the working of the integrated security alarm system.

The third step in the inspection process is if the inspection of the conditions enables the functions of the integrated security alarm system.

The fourth step in the inspection process is if the inspection of the condition of the integrated security alarm system meets the requirements of the basic- and detailed design.

This process is a basic outline of the inspection process and can be different per integrated security alarm system and site.

# 8 Marking

## 8.1 General

The systems and products shall be marked with a declaration of conformity according to the certification part of this scheme and applicable standards. The declaration shall contain at least the following information:

- name or logo of the supplier or manufacturer;
- data or code indicating the date of delivery or maintenance;
- type indication;
- certification marking according to this scheme.

Indications and markings shall at least fulfil the requirements in the relevant product standard.

## 8.2 Certification mark

After concluding a Kiwa certification agreement, the certified products shall be indelibly marked with the certification mark as is detailed in this scheme.



### 8.2.1 *Product / component marking by the manufacturer*

Essential components with a FPC of Kiwa shall be affixed with a marking according to 6.1 of this scheme.

### 8.2.2 *Installation marking by the supplier*

Installations fulfilling the requirements shall be marked with an installation declaration of conformity according to this certification scheme and applicable standards.

### 8.2.3 *Maintenance marking by the supplier*

Maintenance of installations fulfilling the requirements shall be marked with a maintenance declaration of conformity according to this certification scheme and applicable standards.

## 8.3 System Application Inspection Certificate by Kiwa

Installations and conditions supporting the functions of the systems fulfilling the requirements of this scheme shall be marked with a system declaration of conformity according to this certification scheme and the applicable standards.

These conditions are not in control of the supplier of the systems.

To achieve a system declaration of conformity, the full co-operation of the user of the system and premises and his/her contractors is needed for this inspection. This party should request for this inspection direct or indirect.

This is operated according to chapter 1.5.1 and 7 of this scheme.



# 9 Requirements in respect of the quality system of the supplier / manufacturer

This chapter contains the requirements which have to be met by the supplier's quality system.

## 9.1 Manager of the quality system of the integrated security alarm solution system / product

Within the supplier's organizational structure, an employee who will be in charge of managing the supplier's quality system must have been appointed.

The manager of the quality system is responsible:

- to have the latest version of the organisation's organogram communicated with Kiwa;
- to manage the internal audit of the quality system at least once a year;
- to manage the internal inspections of the design, installation and maintenance of the integrated security alarm solution system according to the internal quality control scheme (IQC scheme).

## 9.2 Internal quality control / quality plan

The supplier shall have an internal quality control scheme (IQC scheme) which is applied by him. The standard for this quality plan is the EN16763 "Services for fire safety systems and security systems

The following must be demonstrably recorded in this IQC scheme:

- which aspects are checked by the supplier;
- according to what methods such inspections are carried out;
- how often these inspections are carried out;
- in what way the inspection results are recorded and kept.

This IQC scheme should at least be an equivalent derivative of the model IQC scheme as shown in the Annex.

Note; Requirements for subcontracting are described in paragraph 3.3 of EN16763.

## 9.3 Control of test and measuring equipment

The supplier shall verify the availability of necessary test and measuring equipment for demonstrating product conformity with the requirements in this evaluation guideline.

When required the equipment shall be kept calibrated ( e.g recalibration at interval).

The status of actual calibration of all equipment shall be demonstrated by traceability through an unique ID.

The supplier must keep records of the calibration results.

The supplier shall review the validity of measuring data when it is established at calibration that the equipment is not suitable anymore.

## 9.4 Procedures and working instructions

The supplier shall be able to submit the following:

- procedures for:
  - dealing with products showing deviations;
  - corrective actions to be taken if non-conformities are found;

- dealing with complaints about products and/or services delivered;
- the working instructions and inspection forms used for design, installation and maintenance.

## 9.5 Requirements of staff for integrated security alarm systems

Staff acting in critical stages of the process need to be qualified according the model in chapter 3.4 of EN16763 “Services for fire safety systems and security systems”.

In this scheme following roles are defined:

“A” defined for the manager responsible of the total delivery process of the system and the stages verification and handover;

“B” defined for the staff responsible of the planning, design and commissioning process of the system.

“C” defined for the staff responsible of the installation and maintenance process of the system.

### 9.5.1 Requirements exams / diplomas integrated security alarm systems

In its quality plan Kiwa shall specify per scope per role what exams or diplomas meet these requirements.

Kiwa shall make use of the requirements per diploma per scope on this site:

[www.certoplan.nl](http://www.certoplan.nl)

### 9.5.2 Requirements concerning verification staff manufacturer integrated security alarm components

Function	Education	Experience
Production manager	Higher professional qualification in one of the following disciplines: <ul style="list-style-type: none"> <li>• Technical</li> </ul>	1 year
Laboratory manager	Higher professional qualification in one of the following disciplines: <ul style="list-style-type: none"> <li>• Chemistry or comparable</li> </ul>	1 year

The education and experience of relevant personnel shall be verifiably documented.

### 9.5.3 Requirements on vetting / screening

All staff working with security systems with a clear object to detect criminal intent shall be screened for a minimum of five years up to the commencement of relevant employment with the supplier / provider, or back to the date of ceasing full-time education.

Security vetting shall be obtained.

A progress record shall be maintained to monitor and record the action taken and the information received during the screening and vetting process.

If the individual is employed prior to the completion of the screening or vetting process then the individual shall be notified that employment is subject to satisfactory screening and vetting.

## **9.6 Planning audit and sample inspections integrated security alarm systems**

The supplier of the integrated security alarm system shall arrange that Kiwa can perform its yearly audit and the necessary inspections on site. The supplier shall use the registration tools of Kiwa.

# 10 Summary of tests and inspections by Kiwa

This chapter contains a summary of the following tests and inspections to be carried out in the event of certification:

- **initial investigation:** tests in order to ascertain that all the requirements recorded in the scheme are met;
- **inspection test:** tests carried out after the certificate has been granted in order to ascertain whether the certified products continue to meet the requirements recorded in the scheme;
- **inspections and audits of the quality system of the supplier:** monitoring compliance of the IQC scheme and procedures.

## 10.1 Test, inspection and audit matrix

Description of requirement	Article no. scheme	Tests, inspections and audits within the scope of:	
		Pre-certification	Inspection by Kiwa after granting of certificate a,b)
<b>Process requirements</b>			
Per applicable scope for the integrated security alarm system	4	x	x
<b>Testing performance of the systems</b>			
If needed per applicable scope Installation and application manual (DIOM)	5	x	x
<b>Factory production control components</b>			
If needed per applicable scope Installation and application manual (DIOM = Design, Installation, Operation and Maintenance) Batch testing	6	x	x
<b>Quality system and Certification mark</b>			
Quality system Certification marking	8 9	x	X

a) In case the product or production process changes, it must be determined whether the performance requirements are still met.

b) All product characteristics that can be determined within the visiting time (maximum 1 day) are determined by the inspector or by the supplier in the presence of the inspector. In case this is not possible, an agreement will be made between the certification body and the supplier about how the inspection will take place. The frequency of inspection visits is defined in chapter 6.2 of this scheme.

## 10.2 Inspection of the quality system of the supplier

The quality system of the supplying manufacturer will be checked by Kiwa on the basis of the IQC scheme / Quality plan.

The inspection contains at least those aspects mentioned in the Kiwa Regulations for Certification and the requirements of the applicable standards.

### 10.2.1 Auditing the quality system of the supplier

The quality system of the supplier shall be audited internally by the suppliers at least once a year.

The quality system of the supplier shall be audited externally by Kiwa at least once a year with a minimum audit time of 1 day.

### 10.2.2 Inspecting the output of the process of the supplier

The installations / systems shall be inspected internally by the supplier according to the IQC scheme / Quality plan.

Kiwa shall inspect relevant samples of installations / systems in the maintenance process at least once a year as is defined in the Kiwa Quality plan of the scheme and scope. The basic design of the installation / system can stipulate that an installation / system shall be inspected every year.

Otherwise, a random inspection frequency is applicable according to the matrix in this chapter.

Per sample inspection is no complete overview applicable of the maintenance process.

The inspection plan in control of the Kiwa Quality plan shall stipulated what needs to be inspected per year per supplier and what needs to be inspected per installation / system.

Kiwa shall inspect relevant samples of installations / systems in the delivery process at least once a year as is defined in the Kiwa Quality plan of the scheme and scope. The basic design of the installation / system can stipulate that an installation / system shall be inspected including design by Kiwa.

Otherwise, a random inspection frequency is applicable according to the matrix in this chapter.

Per sample inspection is no complete overview applicable of the installation process. The inspection plan in control of the Kiwa Quality plan shall stipulated what needs to be inspected per year per supplier and what needs to be inspected per installation / system.

#### Matrix frequency samples inspection

	System	Installation stage	Maintenance stage
A	I&HAS	Grade 1 / 3 = 1 : 100 Grade 4 = 1 : 25	Grade 1 / 3 = 1 : 250 Grade 4 = 1 : 100
B	VSS	Grade 1 / 3 = 1 : 100 Grade 4 = 1 : 25	Grade 1 / 3 = 1 : 250 Grade 4 = 1 : 100
C	ATS	Grade 1 / 3 = 1 : 100 Grade 4 = 1 : 25	Grade 1 / 3 = 1 : 250 Grade 4 = 1 : 100
D	ACS	1 : 100	1 : 250
E	IDPS	1 : 100	1 : 250
F	SAS	1 : 100	1 : 250
G	FD&ES	High risk = 1 : 25	1 : 100
H	GES	Low risk = 1 : 100	1 : 250

*Note; during a sample inspection, certain activities are to be assessed such as the liquid tightness of a piping system.*

### **10.3 Design modifications components**

Design modifications to the certified product shall always be notified to Kiwa before being introduced in the production process. Kiwa shall assess to what extent the design modifications will require new type tests of the product. The modified product may only be supplied with the Kiwa mark after written approval by Kiwa of the re- designed or new product.

# 11 Agreements on the implementation of certification by Kiwa

## 11.1 General

Beside the requirements included in these evaluation guidelines, the general rules for certification as included in the Kiwa Regulations for Product Certification also apply. These rules are in particular:

- the general rules for conducting the pre-certification tests, in particular:
  - the way suppliers are to be informed about how an application is being handled;
  - how the tests are conducted;
  - the decision to be taken as a result of the pre-certification tests.
- the general rules for conducting inspections and the aspects to be audited,
- the measures to be taken by Kiwa in case of Non-Conformities,
- the measures taken by Kiwa in case of improper use of Certificates, Certification Marks, Pictograms and Logos,
- terms for termination of the certificate,
- the possibility to lodge an appeal against decisions of measures taken by Kiwa.

## 11.2 Certification staff

The staff involved in the certification may be sub-divided into:

- Certification assessor (**CAS**): in charge of carrying out the pre-certification tests and assessing the inspectors' reports;
- Site assessor (**SAS**): in charge of carrying out external inspections at the supplier's site(s);
- Decision maker (**DM**): in charge of taking decisions in connection with the pre-certification tests carried out, continuing the certification in connection with the inspections carried out and taking decisions on the need to take corrective actions.

### 11.2.1 Qualification requirements

The qualification requirements consist of:

- qualification requirements for personnel of a certification body which satisfies the requirements EN ISO / IEC 17065, performing certification activities
- qualification requirements for personnel of a certification body performing certification activities set by the Board of Experts for the subject matter of this evaluation guideline

Education and experience of the concerning certification personnel shall be recorded demonstrably.

Basic requirements	Evaluation criteria
Knowledge of company processes Requirements for conducting professional audits on products, processes, services, installations, design and management systems.	<i>Relevant experience: in the field</i> <b>SAS, CAS</b> : 1 year <b>DM</b> : 5 years inclusive 1 year with respect to certification Relevant technical knowledge and experience on the level of: <b>SAS</b> : High school <b>CAS, DM</b> : Bachelor

Basic requirements	Evaluation criteria
Competence for execution of site assessments. Adequate communication skills (e.g. reports, presentation skills and interviewing technique).	<b>SAS:</b> Kiwa Audit training or similar and 4 site assessments including 1 autonomic under review.
Execution of initial examination	<b>CAS:</b> 3 initial audits under review.
Conducting review	<b>CAS:</b> conducting 3 reviews

Technical competences	Evaluation Criteria
Education	<b>General:</b> Education in one of the following technical areas: <ul style="list-style-type: none"> <li>• Engineering.</li> </ul>
Testing skills	<b>General:</b> <ul style="list-style-type: none"> <li>• 1 week lab / inspection training (general and scheme specific) including measuring techniques and performing tests under supervision ;</li> <li>• Conducting tests (per scheme).</li> </ul>
Experience - specific	<b>CAS</b> <ul style="list-style-type: none"> <li>• 3 complete applications (excluding the initial assessment of the production site) under the direction of the <b>PM</b></li> <li>• 1 complete application self-reliant (to be evaluated by <b>PM</b>)</li> <li>• 3 initial assessments of the production site under the direction of the <b>PM</b></li> <li>• 1 initial assessment of the production site self-reliant (witnessed by <b>PM</b>)</li> </ul> <b>SAS</b> <ul style="list-style-type: none"> <li>• 5 inspection visits together with a qualified <b>SAS</b></li> <li>• 1 inspection visits conducted self-reliant (witnessed by <b>PM</b>)</li> </ul>
Skills in performing witnessing	<b>PM</b> Internal training witness testing

Legend:

- Certification assessor (**CAS**)
- Decision maker (**DM**)
- Product manager (**PM**)
- Site assessor (**SAS**)

### 11.2.2 Qualification

The qualification of the Certification staff shall be demonstrated by means of assessing the education and experience to the above mentioned requirements. In case staff is to be qualified on the basis of deflecting criteria, written records shall be kept.

The authority to qualify staff rests with the:

- **PM:** qualification of **CAS** and **SAS**;
- management of the certification body: qualification of **DM**.



### 11.3 Report initial investigation

The certification body records the results of the initial investigation in a report.

This report shall comply with the following requirements:

- completeness: the report provides a verdict about all requirements included in the evaluation guideline;
- traceability: the findings on which the verdicts have been based shall be recorded and traceable;
- basis for decision: the **DM** shall be able to base his decision on the findings included in the report.

### 11.4 Decision for granting the certificate

The decision for granting the certificate shall be made by a qualified Decision maker which has not been involved in the pre-certification tests. The decision shall be recorded in a traceable manner.

### 11.5 Layout of quality declaration

The product certificate shall be in accordance with the model included in the Annex.

### 11.6 Nature of third party audits

The certification body shall carry out surveillance audits on site at the supplier at regular intervals to check whether the supplier complies with his obligations. The Board of Experts decides on the frequency of audits.

The audit program on site shall cover at least:

- the product requirements;
- the production process;
- the suppliers IQC scheme and the results obtained from inspections carried out by the supplier;
- the correct way of marking certified products;
- compliance with required procedures;
- handling complaints about products delivered.

For suppliers with a private label certificate the frequency of audits amounts to one audit per two years. The audits are conducted at the site of private label holder and focus on the aspects inserted in the IQC scheme and the results of the control performed by the private label holder. The IQC scheme of the private label holder shall refer to at least:

- the correct way of marking certified products;
- compliance with required procedures for receiving and final inspection;
- the storage of products and goods;
- handling complaints.

The results of each audit shall be recorded by Kiwa in a traceable manner in a report.

### 11.7 Non conformities

When the certification requirements are not met, measures are taken by Kiwa in accordance with the sanctions policy as written in the Kiwa Regulation for Certification.

The Sanctions Policy is available through the “News and Publications” page on the Kiwa website.

### 11.8 Report to the Board of Experts

The certification body shall report annually about the performed certification activities. In this report the following aspects are included:

- mutations in number of issued certificates (granted/withdrawn);
- number of executed audits in relation to the required minimum;

- results of the inspections;
- required measures for established Non-Conformities;
- received complaints about certified products.

### **11.9 Interpretation of requirements**

The Board of Experts may record the interpretation of requirements of this certification scheme in one separate interpretation document in annex III of this scheme.

### **11.10 Specific rules set by the Board of Experts**

By the Board of Experts the following specific rules have been defined. These rules shall be followed by the certification body.

# 12 Titles of standards

## 12.1 Public law rules

Not applicable

## 12.2 Standards / normative documents

Number	Title	Version*
EN ISO/IEC 17020	Conformity assessment - General criteria for the operation of various types of bodies performing inspection	
EN ISO/IEC 17021	Conformity assessment - Requirements for bodies providing audit and certification of management systems	
EN ISO/IEC 17024	Conformity assessment - General requirements for bodies operating certification of persons	
EN ISO/IEC 17025	General requirements for the competence of testing and calibration laboratories	
EN ISO/IEC 17065	Conformity assessment - Requirements for bodies certifying products, processes and services	
CLC/TS 50131-7	Alarm systems - Intrusion and hold-up systems - Part 7: Application guidelines	2010
EN 50131-3	Alarm systems - Intrusion and hold-up systems - Part 3: Control and indicating equipment	2009
EN 50131-1	EN 50131-1; Alarm systems - Intrusion and hold-up systems - Part 1: System requirements	2006
EN 50131-5-3	Interconnections equipment using radio frequency techniques	2017
CLC/TS 50136-7	Alarm systems - Alarm transmission systems and equipment - Part 7: Application guidelines	2017
EN 50136-1/ A1 IEC 60839-5-1	Alarm systems - Alarm transmission systems and equipment - Part 1: General requirements for alarm transmission systems	2012 / 2018 2014
EN50134 - 7	Alarm systems – Social Alarm Systems – Part 7: Application guidelines	2017
EN-IEC 62676-4	Video surveillance systems for use in security applications - Part 4: Application guidelines	2015
EN-IEC 60839-11-2	Alarm and electronic security systems - Part 11-2: Electronic access control systems - Application guidelines	2015
EN-IEC 60079-29-2	Explosive atmospheres - Part 29-2: Gas detectors - Selection, installation, use and maintenance of detectors for flammable gases and oxygen	2015
ISO/IEC 27039	Information technology - Security techniques - Selection, deployment and operations of intrusion detection systems	2015
CEN/TS 54-14	Fire detection and fire alarm systems - Part 14: Guidelines for planning, design, installation, commissioning, use and maintenance	2004
EN 54-21	Fire detection and fire alarm systems - Part 21: Alarm transmission and fault warning routing Equipment (with annex ZA)	2006
EN 16763	Services for fire safety systems and security systems	2017

DIN VDE V 0826-1	Surveillance systems – Part 1: Hazard warning system as well as security technology in smart home applications for use in residential buildings, apartments and rooms with similar purposes – Planning, installation, operation maintenance, devices and system requirements	2018
NEN 8112	Internal emergency response <i>Bedrijfsnoodorganisatie en bedrijfshulpverlening</i>	2017
ISO 22320	Security and resilience — Emergency management — Guidelines for incident management	2018
AS 3745	Planning for Emergencies in Facilities	2010
ISO 22301	Societal security - Business continuity management systems - Requirements	2012
ISO 19600	Compliance management systems – Guidelines	2014
ISO 28000	Specification for security management systems for the supply chain	2007
ISO 20858	Ships and marine technology - Maritime port facility security assessments and security plan development	2007
NFPA 4	Standard for Integrated Fire Protection and Life Safety System Testing	2018
NFPA 72	Fire Alarm and Signaling Code	
VRKI	Updated Risk Class Mapping <i>Vernieuwde Risico Klasse Indeling</i>	

\*) When no date of issue has been indicated, the latest version of the document is applicable for new systems. Kiwa shall inform the certificate holders about changes in version. For design, installation and maintenance is the version of standard applicable set in the basic design.

# I Annex - Model certificates (examples) #



Product certificate  
KXXXXXX/0X

Issued [Date]  
Replaces KXXXXX  
Page 1 van 1

CERTIFICAAT

Component [XXXX] for Integrated alarm solutions  
based on [XXXX]

STATEMENT BY KIWA

With this product certificate, issued in accordance with the Kiwa Regulations for Certification, Kiwa declares that legitimate confidence exists that the systems supplied by

**Manufacturer name**

As specified in this product certificate and marked with the Kiwa®-mark in the manner as indicated in this product certificate may, on delivery, be relied upon to comply with certification scheme K21049 "Integrated security alarm solutions" Dated [dd-mm-yyyy].

Ron Scheepers  
Kiwa

Publication of this certificate is allowed.  
Advice: consult [www.kiwa.nl](http://www.kiwa.nl) in order to ensure that this certificate is valid.

Kiwa N.V.  
Sir Winston Churchilllaan 273  
Postbus 70  
2280 AB RIJSWIJK  
Tel. 088 998 44 00  
Fax 088 998 44 20  
NL\_Kiwa.info@Kiwa.com  
[www.kiwa.com](http://www.kiwa.com)

Company



Process certificate  
KXXXXXX/0X

Issued [Date]

Replaces

Page 1 van 1

CERTIFICAAT

## Integrated security alarm solutions

### STATEMENT BY KIWA

With this process certificate, issued in accordance with the Kiwa Regulations for Certification, Kiwa declares that legitimate confidence exists that the systems supplied by

### Name Customer

As specified in this process certificate and marked with the Kiwa<sup>®</sup>-mark in the manner as indicated in this process certificate may, on delivery, be relied upon to comply with certification scheme K21049/01 "Integrated security alarm solutions" Dated [dd-mm-yyyy] for the following scope(s):

- Scope A – Intrusion & Holdup Alarm System
- Scope B – Video Surveillance Systems
- Scope C – Alarm Transmission Systems
- Scope D – Access Control Systems
- Scope E – Intrusion Detection Systems for ICT
- Scope E – Social Alarm Systems
- Scope F – Fire Detection & Evacuation Systems
- Scope G – Gas detectors - Selection, installation, use and maintenance of detectors for flammable gases and oxygen

As mentioned in the certification scheme.

Ron Scheepers  
Kiwa

Publication of this certificate is allowed.

Advice: consult [www.kiwa.nl](http://www.kiwa.nl) in order to ensure that this certificate is valid.

Kiwa N.V.  
Sir Winston Churchilllaan 273  
Postbus 70  
2280 AB RIJSWIJK  
Tel. 088 998 44 00  
Fax 088 998 44 20  
NL.Kiwa.info@Kiwa.com  
[www.kiwa.com](http://www.kiwa.com)

Company



Service certificate  
KXXXXXX/OX

Issued [Date]  
Replaces [KXXXXXX/OX]  
Page 1 van 1

CERTIFICAAT

**Integrated security alarm solutions**

STATEMENT BY KIWA

With this service certificate, issued in accordance with the Kiwa Regulations for Certification. Kiwa declares that legitimate confidence exists that the systems supplied by

**Name Customer**

As specified in this services certificate and marked with the Kiwa®-mark in the manner as indicated in this service certificate may, on delivery, be relied upon to comply with certification scheme K21049/01 "Integrated security alarm solutions" Dated [dd-mm-yyyy] for the following scope(s):

- Scope A – Intrusion & Holdup Alarm System
- Scope B – Video Surveillance Systems
- Scope C – Alarm Transmission Systems
- Scope D – Access Control Systems
- Scope E – Intrusion Detection Systems for ICT
- Scope E – Social Alarm Systems
- Scope F – Fire Detection & Evacuation Systems
- Scope G – Gas detectors - Selection, installation, use and maintenance of detectors for flammable gases and oxygen

As mentioned in the certification scheme.

Ron Scheepers  
Kiwa

Publication of this certificate is allowed.  
Advice: consult [www.kiwa.nl](http://www.kiwa.nl) in order to ensure that this certificate is valid.

Kiwa N.V.  
Sir Winston Churchilllaan 273  
Postbus 70  
2280 AB RIJSWIJK  
Tel. 088 998 44 00  
Fax 088 998 44 20  
NL.Kiwa.info@Kiwa.com  
[www.kiwa.com](http://www.kiwa.com)

Company





SAIC certificate  
XXXXXXX

Issued [Date]

Page 1 van 1

CERTIFICAAT

Object info:  
[Name object]  
[Address]  
[Zip +City]

STATEMENT BY KIWA

With this System Application Inspection Certificate (SAIC), issued in accordance with the Kiwa Regulations for Certification. Kiwa declares that legitimate confidence exists that this Integrated security alarm solutions complies with the applicable basic- & detailed design.

Inspection scheme	:	[Scheme]
Inspection report	:	No. [.....]
Date and type inspection	:	[Date], initial inspection / surveillance inspection
Next inspection before*	:	[Date]

The following scope(s) have been assessed:

- Scope A – Intrusion & Holdup Alarm System
- Scope B – Video Surveillance Systems
- Scope C – Alarm Transmission Systems
- Scope D – Access Control Systems
- Scope E – Intrusion Detection Systems for ICT
- Scope E – Social Alarm Systems
- Scope F – Fire Detection & Evacuation Systems
- Scope G – Gas detectors - Selection, installation, use and maintenance of detectors for flammable gases and oxygen

\*based on frequencies in basic design

Kiwa F&S  
Dwarsweg 10  
5301 KT Zaltbommel  
Tel. 088 998 51 00  
NL.info.fsz@kiwa.com  
www.kiwa.com

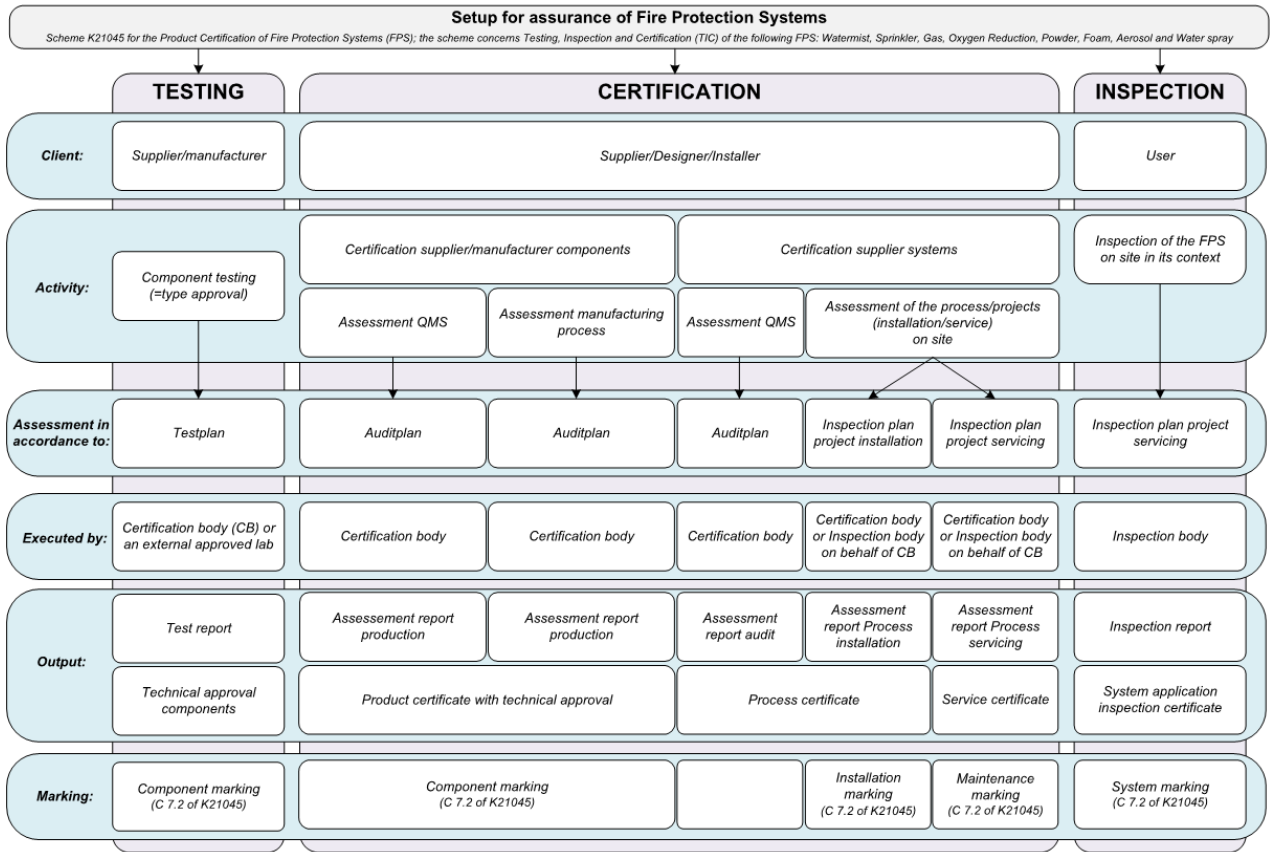
## II Annex - Model IQC-scheme (example)

Inspection subjects	Inspection aspects	Inspection method	Inspection frequency	Inspection registration
Raw materials or materials supplied: - recipe sheets  - incoming goods inspection raw materials				
Production process, production equipment, plant: - procedures - working instructions - equipment - release of product				
Finished-products				
Measuring and testing equipment - measuring equipment  - calibration				
Logistics - internal transport - storage - preservation  - packaging - identification				

### **III Annex - Interpretation of requirements**

Kiwa shall publish and apply the documents published on the Kiwa site in conjunction with this certification scheme.

# IV Annex - structure scheme #



# V Annex - structure documents scheme

